



*Up to 30% More Horsepower
10-20% Fuel Savings*

Bluetooth
CONNECT

— Cummins 9.0L —

QSL Tier IV Engines

QSL5904 Module
Installation Guide



[AgDiesel Solutions.com](http://AgDieselSolutions.com)

You Tube 



**For Tech Support Please Call
812-618-9168 or 1-855-343-7680**

**Ag Diesel Solutions recommends
removing the module before any
warranty work is performed on the
piece of equipment the module
is installed on.**



Switch Positions

**Position 1 - (Counter
Clockwise)- Stock 0HP
Gain**

**Position 2 - Low - up to
+15% HP Gain**

**Position 3 - High - up to
+30% HP Gain**

***Disconnect the switch to use
bluetooth connect phone app**

**Your equipment will return to stock power by
removing the module from our harness**

WWW.AGDIESELSOLUTIONS.COM

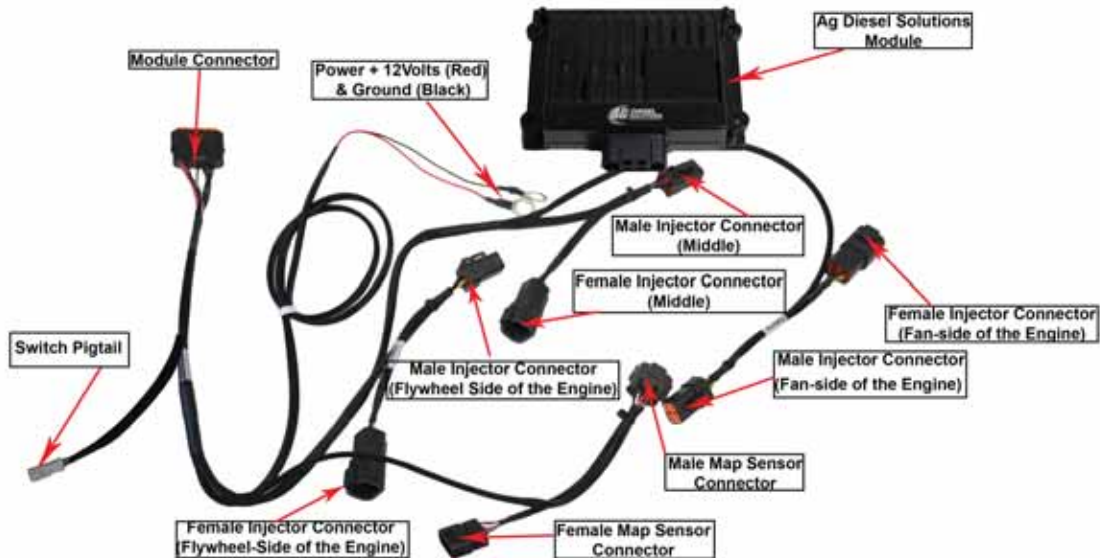
***NOTE: Do not change performance settings while equipment is under load**

NOT FOR USE IN CALIFORNIA*


MODULE DOES NOT BYPASS, DELETE, OR DEFEAT ANY EMISSIONS CONTROL SYSTEMS

**If installation assistance is needed, Ag Diesel Solutions is not responsible for any cost associated
with a third party installation.**

9.0L Cummins Tier IV Engine Installation Instructions




1) Locate the 3 sets of stock injector connectors attached to the side of the engine head. These are located on the same side of the engine as the air intake. One connector is located closer to the flywheel-side of the engine, one is in the middle behind the air intake, and the last connector is located closer to the fan-side of the engine.



2) Unplug all 3 sets of stock injector connectors. Press the release tab on the connector and gently pull the connector apart.

**Female Injector
plug attached
to engine head.**

**Stock Male
Injector plug
attached to
engine wiring.**



3) Route the Ag Diesel Solutions module harness as shown in the picture below. The Ag Diesel Solutions module case will be located closer to the flywheel side of the engine.

Note: Refer to the diagram on page 2 for the layout of the harness connections.




**Module
Case
location**

4) On the Ag Diesel Solutions harness, the female injector connector located closest to the Ag Diesel Solutions module case will connect to the male injector connector wiring located closest to the flywheel-side of the engine.




5) On the Ag Diesel Solutions harness, the male injector connector located closest to the module case will connect to the female injector connector located closest to the flywheel-side of the engine.




6) Continue to the next 2 sets of injector connectors. Repeat Steps 4 and 5 to connect each pair of injector connectors. **Note: The Ag Diesel Solutions harness will connect in series between the stock injector connectors and stock wiring connectors. All connectors on the Ag Diesel Solutions harness will be connected.**


7) Locate the stock MAP Sensor and disconnect.



8) Connect the Ag Diesel Solutions male MAP sensor connector into the stock female MAP sensor. Connect the female MAP sensor connector into the stock male MAP sensor wiring.



9) Connect red wire with ring terminal to a +12V constant source. Connect the black wire with ring terminal to a good chassis ground. (The starter is the best possible connection).



10) Plug the Harness into the module. Mount the module with supplied zip ties away from any excessive heat or moving parts.

Note: Zip tie the module to the factory wire harness. Mounting the module with the connector down will help prevent moisture from collecting into the module connector.



For any
questions on
this installation
please call Tech
Support at
812.618.9168





Why Ag Diesel Solutions Modules ?

***Saving More Fuel Per Hour with 10-20% Returns
Getting More Done -- Up to 30% More Horsepower and Torque***

No Programming of the Factory ECM or Changes to Fuel Pressure

Linear Based Load Technology - Only Giving Power when You Need It

***Peace of Mind with USA Based Tech Support and
a 30 Day Money Back Guarantee***

***No Loss of Product Benefits if Factory Tuning is Required
Reduce Downtime - Install Yourself - No Tech Needed***

***Transferable to New Machines with Same Engine
Does Not Defeat or Delete Any Engine Components***

Quality Manufacturing to Withstand a LIFETIME on the Farm



AgDieselSolutions.com

Engineered, Manufactured, Tested and Proven in the

U.S.A

Industry Leading LIFETIME WARRANTY



Diesel Efficiency Module

*Up to 30% Horsepower Gain
5-15% Fuel Savings*

- › Plug and Play Installation
- › Does NOT Flash ECM
- › Does NOT Defeat or Delete Emissions Equipment
- › LIFETIME WARRANTY
- › MADE IN USA



Learn More:   AgDieselSolutions.com

THIS IS A HIGH PERFORMANCE PRODUCT. USE AT YOUR OWN RISK.

Do not use this product until you have carefully read the following agreement. This sets forth the terms and conditions for the use of this product. The installation of this product indicates that the BUYER has read and understands this agreement and accepts its terms and conditions

DISCLAIMER OF WARRANTY AND LIMITATION OF LIABILITY

PSI power, Inc and its successors, distributors, jobbers, and dealers (hereafter "SELLER") shall in no way be responsible for the product's proper use and service. It is the installer's responsibility to check for proper installation and if in doubt, contact the manufacturer. The SELLER assumes no liability regarding the improper installation or misapplication of its products. BUYER ACKNOWLEDGES IT HAS HAD THE OPPORTUNITY TO FULLY INSPECT THE PRODUCT. ACCORDINGLY, BUYER ACKNOWLEDGES THAT THE PRODUCT IS BEING SOLD IN "AS IS/WHERE IS" CONDITION AND WITH ALL FAULTS. EXCEPT AS OTHERWISE PROVIDED HEREIN, THERE ARE NO EXPRESS WARRANTIES WITH RESPECT TO THE GOODS, AND ALL IMPLIED WARRANTIES, INCLUDING BUT NOT LIMITED TO, IMPLIED WARRANTIES OF FITNESS FOR A PARTICULAR PURPOSE AND MERCHANTABILITY ARE LIKEWISE HEREBY EXPRESSLY AND FULLY DISCLAIMED. SELLER SHALL NOT BE HELD LIABLE FOR SPECIAL, INDIRECT, INCIDENTAL OR CONSEQUENTIAL DAMAGES OF ANY NATURE WITH RESPECT TO THE PRODUCTS (INCLUDING, WITHOUT LIMITATION, LOST PROFITS, LOST SALES, LOSS OF PRODUCTION, PROPERTY DAMAGE, PERSONAL INJURY OR LOSS OR DAMAGE RESULTING FROM INTERRUPTION OR FAILURE IN OPERATION OF THE PRODUCTS) AND BUYER HEREBY EXPRESSLY WAIVES AND DISCLAIMS ALL SUCH LIABILITY CLAIMS. THE BUYER ACKNOWLEDGES AND AGREES THAT THE DISCLAIMER OF LIABILITY CONTAINED HEREIN IS A MATERIAL TERM OF THE SALE OF THE PRODUCT AND, TO THE FULLEST EXTENT PERMITTED BY LAW, BUYER SHALL DEFEND, INDEMNIFY AND HOLD SELLER HARMLESS FROM ANY AND ALL CLAIMS, DEMANDS, CAUSES OF ACTION, CONTROVERSIES, LIABILITIES, FINES, LOSSES, COSTS AND EXPENSES (INCLUDING, BUT NOT LIMITED TO ATTORNEYS' FEES, EXPERT WITNESS EXPENSES AND LITIGATION EXPENSES) ARISING FROM OR RELATED TO

LIMITED LIFETIME WARRANTY

PSI Powes, Inc (hereafter "SELLER") warrants that the product supplied shall conform to SELLER's specifications and shall be free from defects in design, material or workmanship for the life of the original BUYER. This Warranty shall not be extended, transferred, assigned or varied except by a written instrument signed by SELLER and BUYER. Products that have been returned to SELLER during the warranty period and accompanied by a dated proof of purchase receipt, with shipping and handling paid by the BUYER, and found to be defective in design, material or workmanship, in SELLER's sole discretion, may be repaired or replaced at SELLER's option and cost. All warranty claims hereunder are subject to approval by SELLER upon examination of the product. If the product is found not to be defective by SELLER, the product may be returned to BUYER at BUYERS cost. Under no circumstances shall the SELLER be liable for any labor charged or travel time incurred in diagnosis for defects, removal, or reinstallation of this product, or any other expenses. This warranty is void on any products that show evidence of misapplication, negligence, improper installation, abuse, lack of proper maintenance or alteration from its original design.

IN THE EVENT THAT THE BUYER DOES NOT AGREE WITH THIS AGREEMENT: THE BUYER MAY PROMPTLY RETURN THIS PRODUCT, IN A NEW AND UNUSED CONDITION, WITH A DATED PROOF OF PURCHASE, TO THE PLACE OF PURCHASE WITHIN THIRTY (30) DAYS FROM DATE OF PURCHASE FOR A FULL REFUND. THE INSTALLATION OF THIS PRODUCT INDICATES THAT THE BUYER HAS READ AND UNDERSTANDS THIS AGREEMENT AND ACCEPTS ITS TERMS AND CONDITIONS.

AGRICULTURE



Up to 30% Horsepower Increase
10-20% Fuel Savings
Does NOT Flash Factory ECM
Field Tested and Dyno Proven
Plug and Play Installation
LIFETIME WARRANTY

Construction



Up to 30% Horsepower Increase
10-20% Fuel Savings
Does NOT Flash Factory ECM
Field Tested and Dyno Proven
Plug and Play Installation
LIFETIME WARRANTY

Truck Edition: Light Duty



Up to 90 Horsepower Increase
1-3 MPG Fuel Savings
Does NOT Flash Truck ECM
Field Tested and Dyno Proven
Plug and Play Installation
LIFETIME WARRANTY

Truck Edition: Med, Heavy Duty



Up to 30% Horsepower Increase
5-15% Fuel Savings
Does NOT Flash Truck ECM
Field Tested and Dyno Proven
Plug and Play Installation
LIFETIME WARRANTY

Learn More: [AgDiesel Solutions.com](http://AgDieselSolutions.com)  