



21078 Module

INSTALLATION GUIDE

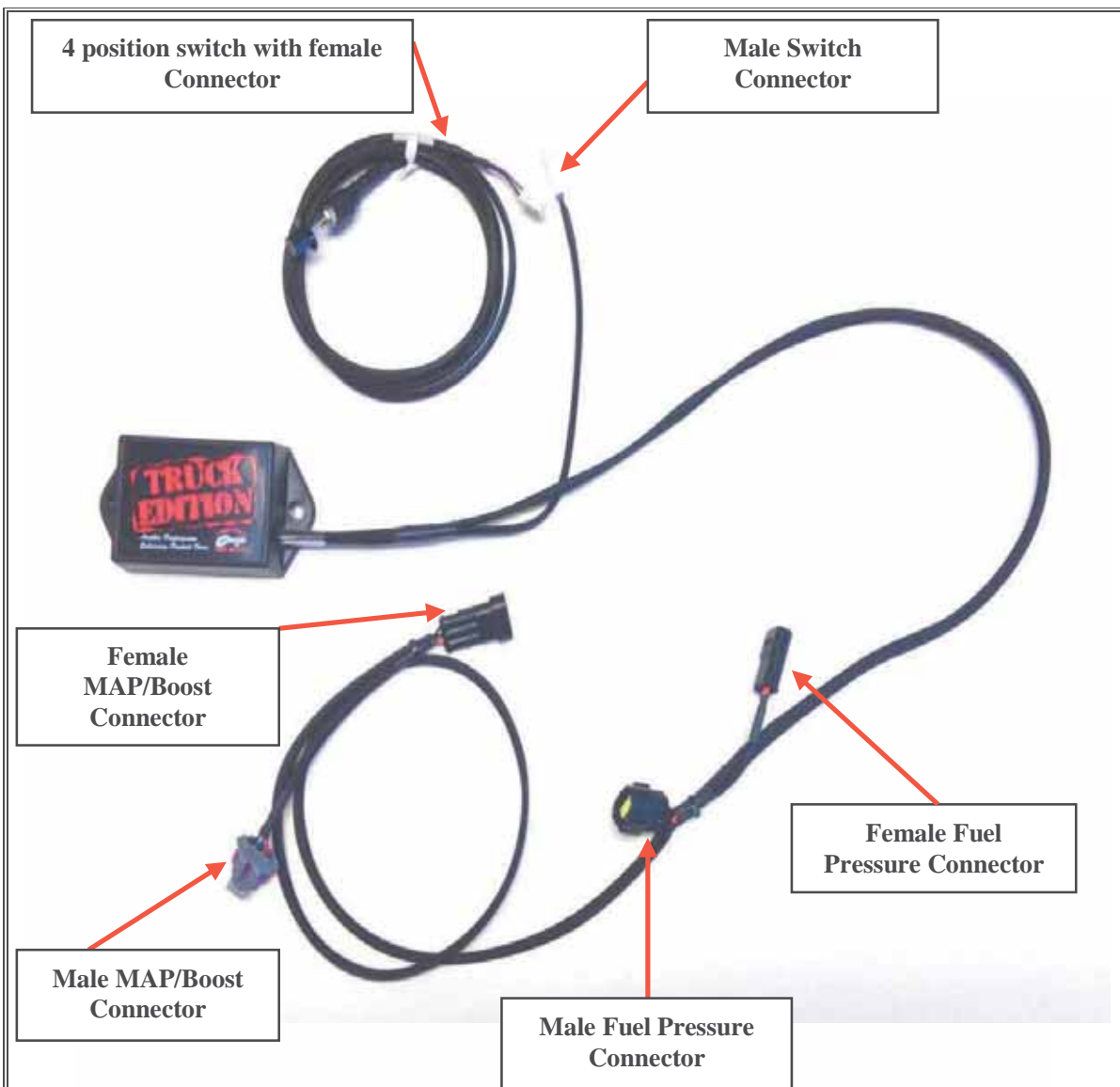
— 2003-2009 —
LG4 Inline 6 Duramax

Up to 90HP Gain
1-3 MPG Fuel Savings



[AgDiesel Solutions.com](http://AgDieselSolutions.com)

YouTube 



For Tech Support Please Call
1.812.618.9168 or 1.855.343.7680

Position 1 - Stock - 0HP Gain
Position 2 - Low - Up to 30HP
Position 3 - Med - Up to 60HP
Position 4 - High - Up to 90HP
Adjustable on the Fly
Position 1 - Switch to Far Left
Position 4 - Switch to Far Right



Module Switch can be ran inside the cab for easy performance adjustment
Module Switch can be secured in engine bay if desired
Module will default to HIGH setting if Switch is not connected

NOTE: If towing over 15,000lbs, turn module from HIGH mode to MEDIUM mode


NOTE: Do not change performance settings while vehicle under excessive load

NOT FOR USE IN CALIFORNIA

MODULE DOES NOT BYPASS, DELETE OR DEFEAT ANY EMISSION CONTROL SYSTEMS

If installation assistance is needed, Ag Diesel Solutions is not responsible for any cost associated with third party instalation

7 .8L Duramax 2003-2009 Installation Instructions



- 1) Locate the MAP Sensor as shown in the picture above.
The image to the right is a close-up view of the stock MAP Sensor.



- 2) Disconnect the stock MAP sensor wiring from the sensor.
The stock wiring will connect into the Female MAP/Boost connector from the module.
Refer to the diagram on page 2 for correct connector locations.
- 3) Connect the Male MAP Sensor connector on the module harness to the stock MAP Sensor on the engine.

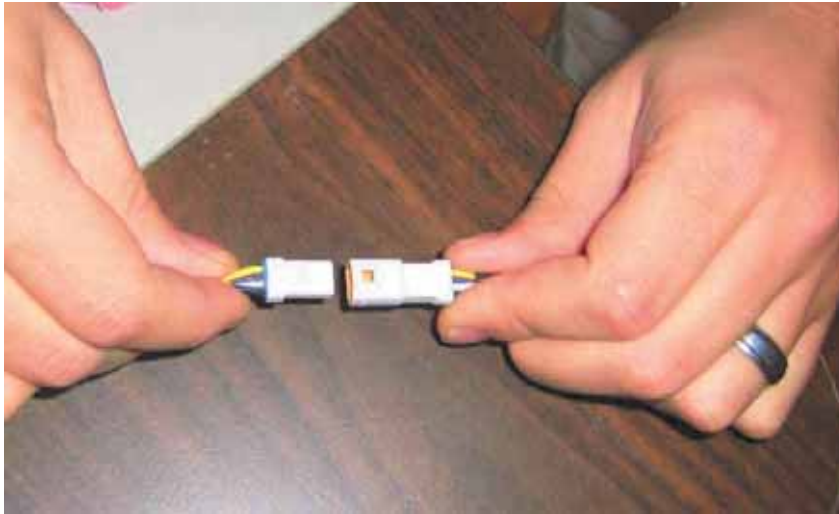
- 4) Locate the Fuel Pressure Sensor on the Common Fuel Rail.




- 5) Disconnect the stock fuel pressure sensor wiring from the sensor. The stock wiring will connect into the Female Fuel Pressure connector from the module.
- 6) Connect the Male Fuel Pressure sensor wiring from the module to the stock Fuel Pressure Sensor on the Common Fuel Rail.

Note: Make sure connector snaps and locks in place.

- 7) Route Switch through firewall and plug into module as shown below.



- 8) Mount the module box in a safe location using the zip ties to secure the wires and module away from any extreme heat and moving parts.





For Tech Support
Please Call
812.618.9168

THIS IS A HIGH PERFORMANCE PRODUCT. USE AT YOUR OWN RISK.

Do not use this product until you have carefully read the following agreement. This sets forth the terms and conditions for the use of this product. The installation of this product indicates that the BUYER has read and understands this agreement and accepts its terms and conditions

DISCLAIMER OF WARRANTY AND LIMITATION OF LIABILITY

Power Systems Innovations, Inc and its successors, distributors, jobbers, and dealers (hereafter "SELLER") shall in no way be responsible for the product's proper use and service. It is the installer's responsibility to check for proper installation and if in doubt, contact the manufacturer. The SELLER assumes no liability regarding the improper installation or misapplication of its products. BUYER ACKNOWLEDGES IT HAS HAD THE OPPORTUNITY TO FULLY INSPECT THE PRODUCT. ACCORDINGLY, BUYER ACKNOWLEDGES THAT THE PRODUCT IS BEING SOLD IN "AS IS/WHERE IS" CONDITION AND WITH ALL FAULTS. EXCEPT AS OTHERWISE PROVIDED HEREIN, THERE ARE NO EXPRESS WARRANTIES WITH RESPECT TO THE GOODS, AND ALL IMPLIED WARRANTIES, INCLUDING BUT NOT LIMITED TO, IMPLIED WARRANTIES OF FITNESS FOR A PARTICULAR PURPOSE AND MERCHANTABILITY ARE LIKEWISE HEREBY EXPRESSLY AND FULLY DISCLAIMED. SELLER SHALL NOT BE HELD LIABLE FOR SPECIAL, INDIRECT, INCIDENTAL OR CONSEQUENTIAL DAMAGES OF ANY NATURE WITH RESPECT TO THE PRODUCTS (INCLUDING, WITHOUT LIMITATION, LOST PROFITS, LOST SALES, LOSS OF PRODUCTION, PROPERTY DAMAGE, PERSONAL INJURY OR LOSS OR DAMAGE RESULTING FROM INTERRUPTION OR FAILURE IN OPERATION OF THE PRODUCTS) AND BUYER HEREBY EXPRESSLY WAIVES AND DISCLAIMS ALL SUCH LIABILITY CLAIMS. THE BUYER ACKNOWLEDGES AND AGREES THAT THE DISCLAIMER OF LIABILITY CONTAINED HEREIN IS A MATERIAL TERM OF THE SALE OF THE PRODUCT AND, TO THE FULLEST EXTENT PERMITTED BY LAW, BUYER SHALL DEFEND, INDEMNIFY AND HOLD SELLER HARMLESS FROM ANY AND ALL CLAIMS, DEMANDS, CAUSES OF ACTION, CONTROVERSIES, LIABILITIES, FINES, LOSSES, COSTS AND EXPENSES (INCLUDING, BUT NOT LIMITED TO ATTORNEYS' FEES, EXPERT WITNESS EXPENSES AND LITIGATION EXPENSES) ARISING FROM OR RELATED TO SELLER'S PRODUCTS.

LIMITED LIFETIME WARRANTY

Power Systems Innovations, Inc (hereafter "SELLER") warrants that the product supplied shall conform to SELLER's specifications and shall be free from defects in design, material or workmanship for the life of the original BUYER. This Warranty shall not be extended, transferred, assigned or varied except by a written instrument signed by SELLER and BUYER. Products that have been returned to SELLER during the warranty period and accompanied by a dated proof of purchase receipt, with shipping and handling paid by the BUYER, and found to be defective in design, material or workmanship, in SELLER's sole discretion, may be repaired or replaced at SELLER's option and cost. All warranty claims hereunder are subject to approval by SELLER upon examination of the product. If the product is found not to be defective by SELLER, the product may be returned to BUYER at BUYERS cost. Under no circumstances shall the SELLER be liable for any labor charged or travel time incurred in diagnosis for defects, removal, or reinstallation of this product, or any other expenses. This warranty is void on any products that show evidence of misapplication, negligence, improper installation, abuse, lack of proper maintenance or alteration from its original design.

IN THE EVENT THAT THE BUYER DOES NOT AGREE WITH THIS AGREEMENT: THE BUYER MAY PROMPTLY RETURN THIS PRODUCT, IN A NEW AND UNUSED CONDITION, WITH A DATED PROOF OF PURCHASE, TO THE PLACE OF PURCHASE WITHIN THIRTY (30) DAYS FROM DATE OF PURCHASE FOR A FULL REFUND. THE INSTALLATION OF THIS PRODUCT INDICATES THAT THE BUYER HAS READ AND UNDERSTANDS THIS AGREEMENT AND ACCEPTS ITS TERMS AND CONDITIONS.

AGRICULTURE



Up to 30% Horsepower Increase
10-20% Fuel Savings
Does NOT Flash Factory ECM
Does NOT Void Equipment Warranty
Plug and Play Installation
LIFETIME WARRANTY

Construction



Up to 30% Horsepower Increase
10-20% Fuel Savings
Does NOT Flash Factory ECM
Does NOT Void Equipment Warranty
Plug and Play Installation
LIFETIME WARRANTY

Truck Edition: Light Duty



Up to 90 Horsepower Increase
1-3 MPG Fuel Savings
Does NOT Flash Truck ECM
Does NOT Void Factory Warranty
Plug and Play Installation
LIFETIME WARRANTY

Truck Edition: Med, Heavy Duty



Up to 30% Horsepower Increase
5-15% Fuel Savings
Does NOT Flash Truck ECM
Does NOT Void Factory Warranty
Plug and Play Installation
LIFETIME WARRANTY

Learn More: [AgDiesel Solutions.com](http://AgDieselSolutions.com)

