



UP TO 30% MORE HORSEPOWER
10-20% FUEL SAVINGS

Bluetooth
CONNECT

KUBOTA 6.1L
FINAL TIER IV ENGINES

KUB6104 MODULE

INSTALLATION GUIDE



AGDIESELSOLUTIONS.COM

You Tube **f**



For Tech Support Please Call
812-618-9168

Ag Diesel Solutions recommends removing the module before any warranty work is performed on the piece of equipment the module is installed on.



Switch Positions

Position 1 - (Counter Clockwise)- Stock 0HP Gain

Position 2 - Low - up to +15% HP Gain

Position 3 - High - up to +30% HP Gain

*Disconnect the switch to use bluetooth connect phone app

Your equipment will return to stock power by removing the module from our harness

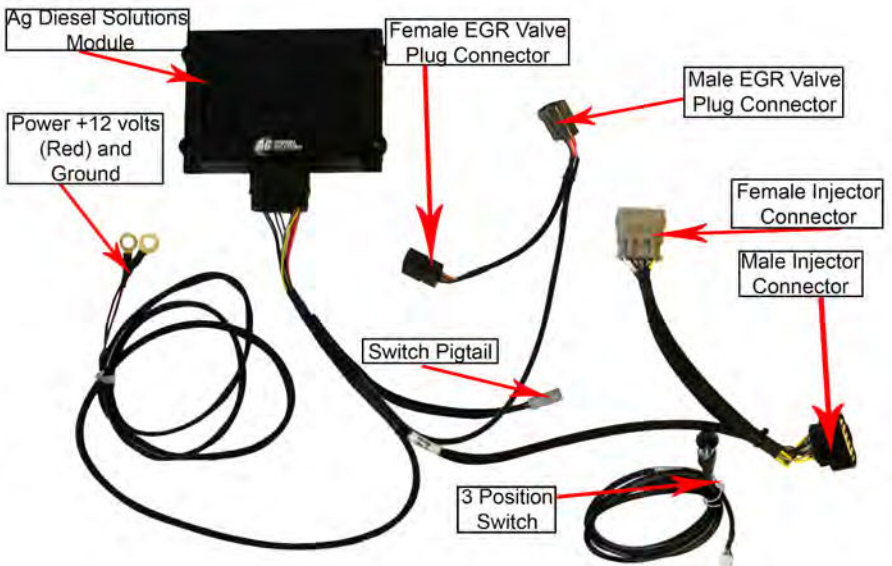
WWW.AGDIESELSOLUTIONS.COM

***NOTE: Do not change performance settings while equipment is under load**

NOT FOR USE IN CALIFORNIA*

MODULE DOES NOT BYPASS, DELETE, OR DEFEAT ANY EMISSIONS CONTROL SYSTEMS
If installation assistance is needed, Ag Diesel Solutions is not responsible for any cost associated with a third party installation.

6.1L Final Tier 4 Kubota Module Installation Instructions




- 1) Locate the stock injector connector on top of the valve cover. This is accessible from the right hand side of the engine. This is a ten pin connector that will be enclosed in a protective rubber weather seal.



2) Unplug the stock injector connector. Press and hold the release tab on the connector and gently pull the connector apart.



3) On the Ag Diesel Solutions module harness, the 10 pin male injector connector will plug into the female injector connector fixed on the valve cover. The Ag Diesel Solutions module harness can be routed along existing wire loom.



4) On the Ag Diesel Solutions module harness, the gray 10 pin female injector connector will now plug into the factory male injector connector that was unplugged from the valve cover in Step 2.




5) Locate the stock EGR valve connector and unplug it. This connector is also accessible from the right hand side of the engine. This is a four pin connector that will be enclosed in a protective rubber weather seal.



6) Unplug the stock EGR valve connector. Press and hold the release tab on the connector and gently pull the connector apart.



7) Plug the male EGR valve connector from the Ag Diesel Solutions module harness into the stock female EGR valve. Plug the male EGR valve connector from the stock harness into the female Ag Diesel Solutions EGR valve connector.



Harness Male EGR Valve Connector

Stock Male EGR Valve Connector

Harness Female EGR Valve Connector

8) Route power and ground leads along factory wiring loom to the battery. Connect red wire with ring terminal to positive battery post. Connect the black wire with ring terminal to negative battery post.



9) Plug the harness into the module. Mount the module with supplied zip ties away from any excessive heat or moving parts.

Note: Zip tie the module to the factory wire harness. Mounting the module with the switch connector down will help prevent moisture from collecting into the module connector.





Why Ag Diesel Solutions Modules ?

Saving More Fuel Per Hour with 10-20% Returns

Getting More Done -- Up to 30% More Horsepower and Torque

No Programming of the Factory ECM or Changes to Fuel Pressure

Linear Based Load Technology - Only Giving Power when You Need It

*Peace of Mind with USA Based Tech Support and
a 30 Day Money Back Guarantee*

*No Loss of Product Benefits if Factory Tuning is Required
Reduce Downtime - Install Yourself - No Tech Needed*

*Transferable to New Machines with Same Engine
Does Not Defeat or Delete Any Engine Components*

Quality Manufacturing to Withstand a LIFETIME on the Farm



AgDieselSolutions.com

Engineered, Manufactured, Tested and Proven in the

U.S.A

Industry Leading LIFETIME WARRANTY

For any
questions on
this installation
please call Tech
Support at
812.618.9168



THIS IS A HIGH PERFORMANCE PRODUCT. USE AT YOUR OWN RISK.

Do not use this product until you have carefully read the following agreement.

This sets forth the terms and conditions for the use of this product. The installation of this product indicates that the BUYER has read and understands this agreement and accepts its terms and conditions

DISCLAIMER OF WARRANTY AND LIMITATION OF LIABILITY

PSI Power, Inc and its successors, distributors, jobbers, and dealers (hereafter "SELLER") shall in no way be responsible for the product's proper use and service. It is the installer's responsibility to check for proper installation and if in doubt, contact the manufacturer. The SELLER assumes no liability regarding the improper installation or misapplication of its products. BUYER ACKNOWLEDGES IT HAS HAD THE OPPORTUNITY TO FULLY INSPECT THE PRODUCT. ACCORDINGLY, BUYER ACKNOWLEDGES THAT THE PRODUCT IS BEING SOLD IN "AS IS/WHERE IS" CONDITION AND WITH ALL FAULTS. EXCEPT AS OTHERWISE PROVIDED HEREIN, THERE ARE NO EXPRESS WARRANTIES WITH RESPECT TO THE GOODS, AND ALL IMPLIED WARRANTIES, INCLUDING BUT NOT LIMITED TO, IMPLIED WARRANTIES OF FITNESS FOR A PARTICULAR PURPOSE AND MERCHANTABILITY ARE LIKEWISE HEREBY EXPRESSLY AND FULLY DISCLAIMED. SELLER SHALL NOT BE HELD LIABLE FOR SPECIAL, INDIRECT, INCIDENTAL OR CONSEQUENTIAL DAMAGES OF ANY NATURE WITH RESPECT TO THE PRODUCTS (INCLUDING, WITHOUT LIMITATION, LOST PROFITS, LOST SALES, LOSS OF PRODUCTION, PROPERTY DAMAGE, PERSONAL INJURY OR LOSS OR DAMAGE RESULTING FROM INTERRUPTION OR FAILURE IN OPERATION OF THE PRODUCTS) AND BUYER HEREBY EXPRESSLY WAIVES AND DISCLAIMS ALL SUCH LIABILITY CLAIMS. THE BUYER ACKNOWLEDGES AND AGREES THAT THE DISCLAIMER OF LIABILITY CONTAINED HEREIN IS A MATERIAL TERM OF THE SALE OF THE PRODUCT AND, TO THE FULLEST EXTENT PERMITTED BY LAW, BUYER SHALL DEFEND, INDEMNIFY AND HOLD SELLER HARMLESS FROM ANY AND ALL CLAIMS, DEMANDS, CAUSES OF ACTION, CONTROVERSIES, LIABILITIES, FINES, LOSSES, COSTS AND EXPENSES (INCLUDING, BUT NOT LIMITED TO ATTORNEYS' FEES, EXPERT WITNESS EXPENSES AND LITIGATION EXPENSES) ARISING FROM OR RELATED TO SELLER'S PRODUCTS.

LIMITED LIFETIME WARRANTY

PSI Power, Inc (hereafter "SELLER") warrants that the product supplied shall conform to SELLER's specifications and shall be free from defects in design, material or workmanship for the life of the original BUYER. This Warranty shall not be extended, transferred, assigned or varied except by a written instrument signed by SELLER and BUYER. Products that have been returned to SELLER during the warranty period and accompanied by a dated proof of purchase receipt, with shipping and handling paid by the BUYER, and found to be defective in design, material or workmanship, in SELLER's sole discretion, may be repaired or replaced at SELLER's option and cost. All warranty claims hereunder are subject to approval by SELLER upon examination of the product. If the product is found not to be defective by SELLER, the product may be returned to BUYER at BUYERS cost. Under no circumstances shall the SELLER be liable for any labor charged or travel time incurred in diagnosis for defects, removal, or reinstallation of this product, or any other expenses. This warranty is void on any products that show evidence of misapplication, negligence, improper installation, abuse, lack of proper maintenance or alteration from its original design.

IN THE EVENT THAT THE BUYER DOES NOT AGREE WITH THIS AGREEMENT: THE BUYER MAY PROMPTLY RETURN THIS PRODUCT, IN A NEW AND UNUSED CONDITION, WITH A DATED PROOF OF PURCHASE, TO THE PLACE OF PURCHASE WITHIN THIRTY (30) DAYS FROM DATE OF PURCHASE FOR A FULL REFUND. THE INSTALLATION OF THIS PRODUCT INDICATES THAT THE BUYER HAS READ AND UNDERSTANDS THIS AGREEMENT AND ACCEPTS ITS TERMS AND CONDITIONS.

AGRICULTURE



Up to 30% Horsepower Increase
10-20% Fuel Savings
Does NOT Flash Factory ECM
Field Tested and Dyno Proven
Plug and Play Installation
LIFETIME WARRANTY

CONSTRUCTION



Up to 30% Horsepower Increase
10-20% Fuel Savings
Does NOT Flash Factory ECM
Field Tested and Dyno Proven
Plug and Play Installation
LIFETIME WARRANTY

TRUCK EDITION: LIGHT DUTY



Up to 90 Horsepower Increase
1-3 MPG Fuel Savings
Does NOT Flash Truck ECM
Field Tested and Dyno Proven
Plug and Play Installation
LIFETIME WARRANTY

TRUCK EDITION: MED, HEAVY DUTY



Up to 30% Horsepower Increase
10-20% Fuel Savings
Does NOT Flash Truck ECM
Field Tested and Dyno Proven
Plug and Play Installation
LIFETIME WARRANTY

LEARN MORE: AGDIESELSOLUTIONS.COM

