



UP TO 30% MORE HORSEPOWER
10-20% FUEL SAVINGS

Bluetooth
CONNECT

— IVECO 9.0L —
TEIR III ENGINES

IV6900 MODULE

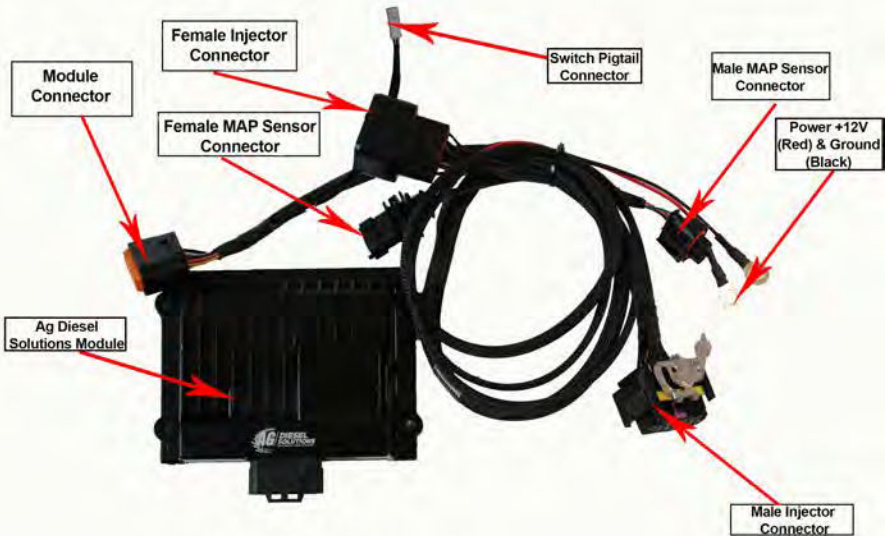
INSTALLATION GUIDE



AGDIESELSOLUTIONS.COM

You Tube

9.0L Tier III Iveco Engines Installation Instructions



**For Tech Support Please Call
812-618-9168**

Switch Settings

Position 1- Stock (counter clockwise)

Position 2- Low- Up to 15% HP

Position 3- High- Up to 30% HP

***Mechanical switch will
override use of App settings**

OR

**Download the Ag Diesel Connect
App on your Android or iOS
devices using the code below, or
by searching "Ag Diesel
Connect" in your app store.**




**Module switch can be ran inside the cab for easy
performance adjustment. Module switch can be
secured in engine bay if desired. Module will default
to HIGH setting if switch is not connected.**

NOT FOR USE IN CALIFORNIA


MODULE DOES NOT BYPASS, DELETE, OR DEFEAT ANY EMISION CONTROL SYSTEMS

***If installation assistnace is needed, Ag Diesel Solutions is not responsible for any cost associated
with third party installation.**

- 1) Locate ECM and MAP sensor on the side of the engine as you get into the engine compartment of the combine. The ECM will have three large connectors on it.




- 2) Unplug the small connector on the top left of the ECM with 16 pins in it



3) Plug the stock connector into the Ag Diesel Solutions female connector. Plug the Ag Diesel Solutions male connector into the ECM.

Note: Make sure to push completely together until the connector snaps.



4) Locate MAP sensor.



- 5) Unplug MAP sensor and plug the male connector from the Ag Diesel Solutions module into the stock MAP sensor.



- 6) Plug the stock male MAP connector into the female connector from the module.




7) Connect the Black wire with Ring Terminal to a good Chassis ground



Note: Do **NOT** Connect to white wire coming from relay to bottom of intake manifold
– It is not a GROUND or a Power wire



- 8) Connect Red wire with ring terminal to a 12V constant source (i.e. alternator).



- 9) Plug the harness into the module. Mount the module with supplied zip ties away from any excessive heat or moving parts. **Note: Zip tie the module to the factory wire harness. Mounting the module with the switch connector down will help prevent moisture from collecting into the module connector.**





For any
questions on
this installation
please call Tech
Support at
812.618.9168





Why Ag Diesel Solutions Modules ?

*Saving More Fuel Per Hour with 10-20% Returns
Getting More Done -- Up to 30% More Horsepower and Torque*

No Programming of the Factory ECM or Changes to Fuel Pressure

Linear Based Load Technology - Only Giving Power when You Need It

*Peace of Mind with USA Based Tech Support and
a 30 Day Money Back Guarantee*

*No Loss of Product Benefits if Factory Tuning is Required
Reduce Downtime - Install Yourself - No Tech Needed*

*Transferable to New Machines with Same Engine
Does Not Defeat or Delete Any Engine Components*

Quality Manufacturing to Withstand a LIFETIME on the Farm



AgDieselSolutions.com

Engineered, Manufactured, Tested and Proven in the

U.S.A

THIS IS A HIGH PERFORMANCE PRODUCT. USE AT YOUR OWN RISK.

Do not use this product until you have carefully read the following agreement. This sets forth the terms and conditions for the use of this product. The installation of this product indicates that the BUYER has read and understands this agreement and accepts its terms and conditions

DISCLAIMER OF WARRANTY AND LIMITATION OF LIABILITY

PSI Power, Inc and its successors, distributors, jobbers, and dealers (hereafter "SELLER") shall in no way be responsible for the product's proper use and service. It is the installer's responsibility to check for proper installation and if in doubt, contact the manufacturer. The SELLER assumes no liability regarding the improper installation or misapplication of its products. BUYER ACKNOWLEDGES IT HAS HAD THE OPPORTUNITY TO FULLY INSPECT THE PRODUCT. ACCORDINGLY, BUYER ACKNOWLEDGES THAT THE PRODUCT IS BEING SOLD IN "AS IS/WHERE IS" CONDITION AND WITH ALL FAULTS. EXCEPT AS OTHERWISE PROVIDED HEREIN, THERE ARE NO EXPRESS WARRANTIES WITH RESPECT TO THE GOODS, AND ALL IMPLIED WARRANTIES, INCLUDING BUT NOT LIMITED TO, IMPLIED WARRANTIES OF FITNESS FOR A PARTICULAR PURPOSE AND MERCHANTABILITY ARE LIKewise HEREBY EXPRESSLY AND FULLY DISCLAIMED. SELLER SHALL NOT BE HELD LIABLE FOR SPECIAL, INDIRECT, INCIDENTAL OR CONSEQUENTIAL DAMAGES OF ANY NATURE WITH RESPECT TO THE PRODUCTS (INCLUDING, WITHOUT LIMITATION, LOST PROFITS, LOST SALES, LOSS OF PRODUCTION, PROPERTY DAMAGE, PERSONAL INJURY OR LOSS OR DAMAGE RESULTING FROM INTERRUPTION OR FAILURE IN OPERATION OF THE PRODUCTS) AND BUYER HEREBY EXPRESSLY WAIVES AND DISCLAIMS ALL SUCH LIABILITY CLAIMS. THE BUYER ACKNOWLEDGES AND AGREES THAT THE DISCLAIMER OF LIABILITY CONTAINED HEREIN IS A MATERIAL TERM OF THE SALE OF THE PRODUCT AND, TO THE FULLEST EXTENT PERMITTED BY LAW, BUYER SHALL DEFEND, INDEMNIFY AND HOLD SELLER HARMLESS FROM ANY AND ALL CLAIMS, DEMANDS, CAUSES OF ACTION, CONTROVERSIES, LIABILITIES, FINES, LOSSES, COSTS AND EXPENSES (INCLUDING, BUT NOT LIMITED TO ATTORNEYS' FEES, EXPERT WITNESS EXPENSES AND LITIGATION EXPENSES) ARISING FROM OR RELATED TO SELLER'S PRODUCTS.

LIMITED 3 YEAR WARRANTY

PSI Power, INC. (hereafter "SELLER") warrants that the product supplied shall conform to SELLER's specifications and shall be free from defects in design, material or workmanship for 3 years to the original BUYER. This warranty shall not be extended, transferred, assigned or varied except by a written instrument signed by SELLER and BUYER. Products that have been returned to SELLER during the warranty period and accompanied by a dated proof of purchase receipt, with shipping and handling paid by the BUYER, and found to be defective in design, material, or workmanship, in SELLER's sole discretion, may be repaired or replaced at SELLER's option and cost. All warranty claims hereunder are subject to approval by SELLER upon examination of the product. If the product is found not to be defective by SELLER, the product may be returned to BUYER at BUYERS cost. Under no circumstances shall the SELLER be liable for any labor charged or travel time incurred in diagnosis for defects, removal, or reinstallation of this product or any other expenses. This warranty is void on any products that show evidence of misapplication, negligence, improper installation, abuse, lack of proper maintenance or alteration from its original design.

IN THE EVENT THAT THE BUYER DOES NOT AGREE WITH THIS AGREEMENT, THE BUYER MAY PROMPTLY RETURN THIS PRODUCT, IN A NEW AND UNUSED CONDITION, IN THE ORIGINAL PACKAGING, WITH A DATED PROOF OF PURCHASE, TO THE PLACE OF PURCHASE WITHIN (30) DAYS FROM THE DATE OF PURCHASE FOR A FULL REFUND. THE INSTALLATION OF THIS PRODUCT INDICATES THAT THE BUYER HAS READ AND UNDERSTANDS THIS AGREEMENT AND ACCEPTS ITS TERMS AND CONDITIONS

Effective 11/1/2022



- UP TO 30% HORSEPOWER INCREASE
- UP TO 10%–20% IN FUEL SAVINGS
- DOES NOT FLASH THE FACTORY ECM
- FIELD TESTED & DYNO PROVEN
- PLUG & PLAY INSTALLATION

Performance Electronics for Agriculture, Forestry, Construction, Pick-Up Trucks, Medium Duty Trucks, RVs, Heavy Duty Semis , and more!



LEARN MORE: AGDIESELSOLUTIONS.COM

