



UP TO 30% MORE HORSEPOWER
10-20% FUEL SAVINGS

Bluetooth
CONNECT

— JOHN DEERE 6.8L —
TIER IV ENGINES WITH DEF

JD2684F MODULE

INSTALLATION GUIDE



AGDIESELSOLUTIONS.COM

YouTube **f**



Ag Diesel Solutions recommends removing the module before any warranty work is performed on the piece of equipment the module is installed on.

**For Tech Support Please Call
812-618-9168**

Switch Settings

Position 1- Stock (counter clockwise)

Position 2- Low- Up to 15% HP

Position 3- High- Up to 30% HP

***Mechanical switch will
override use of App settings**

OR

Download the Ag Diesel Connect

App on your Android or iOS

devices using the code below, or

**by searching "Ag Diesel
Connect" in your app store.**



Module switch can be ran inside the cab for easy performance adjustment. Module switch can be secured in engine bay if desired. Module will default to HIGH setting if switch is not connected.

NOT FOR USE IN CALIFORNIA

MODULE DOES NOT BYPASS, DELETE, OR DEFEAT ANY EMISION CONTROL SYSTEMS

***If installation assistnace is needed, Ag Diesel Solutions is not responsible for any cost associated with third party installation.**


6.8L John Deere Engine Tier IV Instructions



1) From the tractor cab looking forward, locate the fuel system on the right side of the engine. You will see the injector connector coming out of the side of the head. The MAP sensor connector is located next to the injector connector.



2) Locate injector connector and MAP sensor connector as shown in the picture below.





3) Unplug injector connector and MAP sensor connector.

4) Plug male connector from module into MAP sensor and injector connector on the head.

Note: Make sure to push completely together until the connector snaps. Make sure locking clip is secure.

5) Plug the male stock connectors to the Ag Diesel Solutions female connectors.






Starter

- 6) Connect the Black wire with Ring Terminal to a good engine ground
- 7) Connect Red wire with ring terminal to a 12V constant source (ie alternator)

Note: Route Power and Ground Wires around back of engine over to Starter to find Power and Ground. From the tractor cab looking forward, the starter is located on the left side of the engine.

- 8) Mount the module with the connector on the bottom side, as to reduce the chance of moisture from getting into the module harness. Keep away from excessive heat and moving parts.
- Note:** Zip tie onto the factory computer wire harness works well. Mounting the module as shown will help prevent moisture from collecting into the module connector



For any
questions on
this installation
please call Tech
Support at
812.618.9168



THIS IS A HIGH PERFORMANCE PRODUCT. USE AT YOUR OWN RISK.

Do not use this product until you have carefully read the following agreement. This sets forth the terms and conditions for the use of this product. The installation of this product indicates that the BUYER has read and understands this agreement and accepts its terms and conditions

DISCLAIMER OF WARRANTY AND LIMITATION OF LIABILITY

PSI Power, Inc and its successors, distributors, jobbers, and dealers (hereafter "SELLER") shall in no way be responsible for the product's proper use and service. It is the installer's responsibility to check for proper installation and if in doubt, contact the manufacturer. The SELLER assumes no liability regarding the improper installation or misapplication of its products. BUYER ACKNOWLEDGES IT HAS HAD THE OPPORTUNITY TO FULLY INSPECT THE PRODUCT. ACCORDINGLY, BUYER ACKNOWLEDGES THAT THE PRODUCT IS BEING SOLD IN "AS IS/WHERE IS" CONDITION AND WITH ALL FAULTS. EXCEPT AS OTHERWISE PROVIDED HEREIN, THERE ARE NO EXPRESS WARRANTIES WITH RESPECT TO THE GOODS, AND ALL IMPLIED WARRANTIES, INCLUDING BUT NOT LIMITED TO, IMPLIED WARRANTIES OF FITNESS FOR A PARTICULAR PURPOSE AND MERCHANTABILITY ARE LIKewise HEREBY EXPRESSLY AND FULLY DISCLAIMED. SELLER SHALL NOT BE HELD LIABLE FOR SPECIAL, INDIRECT, INCIDENTAL OR CONSEQUENTIAL DAMAGES OF ANY NATURE WITH RESPECT TO THE PRODUCTS (INCLUDING, WITHOUT LIMITATION, LOST PROFITS, LOST SALES, LOSS OF PRODUCTION, PROPERTY DAMAGE, PERSONAL INJURY OR LOSS OR DAMAGE RESULTING FROM INTERRUPTION OR FAILURE IN OPERATION OF THE PRODUCTS) AND BUYER HEREBY EXPRESSLY WAIVES AND DISCLAIMS ALL SUCH LIABILITY CLAIMS. THE BUYER ACKNOWLEDGES AND AGREES THAT THE DISCLAIMER OF LIABILITY CONTAINED HEREIN IS A MATERIAL TERM OF THE SALE OF THE PRODUCT AND, TO THE FULLEST EXTENT PERMITTED BY LAW, BUYER SHALL DEFEND, INDEMNIFY AND HOLD SELLER HARMLESS FROM ANY AND ALL CLAIMS, DEMANDS, CAUSES OF ACTION, CONTROVERSIES, LIABILITIES, FINES, LOSSES, COSTS AND EXPENSES (INCLUDING, BUT NOT LIMITED TO ATTORNEYS' FEES, EXPERT WITNESS EXPENSES AND LITIGATION EXPENSES) ARISING FROM OR RELATED TO SELLER'S PRODUCTS.

LIMITED 3 YEAR WARRANTY

PSI Power, INC. (hereafter "SELLER") warrants that the product supplied shall conform to SELLER's specifications and shall be free from defects in design, material or workmanship for 3 years to the original BUYER. This warranty shall not be extended, transferred, assigned or varied except by a written instrument signed by SELLER and BUYER. Products that have been returned to SELLER during the warranty period and accompanied by a dated proof of purchase receipt, with shipping and handling paid by the BUYER, and found to be defective in design, material, or workmanship, in SELLER's sole discretion, may be repaired or replaced at SELLER's option and cost. All warranty claims hereunder are subject to approval by SELLER upon examination of the product. If the product is found not to be defective by SELLER, the product may be returned to BUYER at BUYERS cost. Under no circumstances shall the SELLER be liable for any labor charged or travel time incurred in diagnosis for defects, removal, or reinstallation of this product or any other expenses. This warranty is void on any products that show evidence of misapplication, negligence, improper installation, abuse, lack of proper maintenance or alteration from its original design.

IN THE EVENT THAT THE BUYER DOES NOT AGREE WITH THIS AGREEMENT, THE BUYER MAY PROMPTLY RETURN THIS PRODUCT, IN A NEW AND UNUSED CONDITION, IN THE ORIGINAL PACKAGING, WITH A DATED PROOF OF PURCHASE, TO THE PLACE OF PURCHASE WITHIN (30) DAYS FROM THE DATE OF PURCHASE FOR A FULL REFUND. THE INSTALLATION OF THIS PRODUCT INDICATES THAT THE BUYER HAS READ AND UNDERSTANDS THIS AGREEMENT AND ACCEPTS ITS TERMS AND CONDITIONS

Effective 11/1/2022



- UP TO 30% HORSEPOWER INCREASE
- UP TO 10%–20% IN FUEL SAVINGS
- DOES NOT FLASH THE FACTORY ECM
- FIELD TESTED & DYNO PROVEN
- PLUG & PLAY INSTALLATION

Performance Electronics for Agriculture, Forestry, Construction, Pick-Up Trucks, Medium Duty Trucks, RVs, Heavy Duty Semis , and more!



LEARN MORE: AGDIESELSOLUTIONS.COM

