



*UP TO 30% MORE HORSEPOWER  
10-20% FUEL SAVINGS*

IVECO  
6.7L TIER IV B  
ENGINES

Bluetooth  
**CONNECT**

**IV6670B**


**MODULE INSTALLATION  
GUIDE**



**AGDIESELSOLUTIONS.COM**

**You Tube** **f**

## 6.7L FPT/Iveco Tier 4B Engine Installation Instructions



**For Tech Support Please Call  
812-618-9168**

### Switch Settings

Position 1- Stock (counter clockwise)  
Position 2- Low- Up to 15% HP  
Position 3- High- Up to 30% HP  
\*Mechanical switch will  
override use of App settings

OR

Download the Ag Diesel Connect  
App on your Android or iOS  
devices using the code below, or  
by searching "Ag Diesel  
Connect" in your app store.



**Module switch can be ran inside the cab for easy  
performance adjustment. Module switch can be  
secured in engine bay if desired. Module will default  
to HIGH setting if switch is not connected.**

**\*NOT FOR USE IN CALIFORNIA\***

**\*MODULE DOES NOT BYPASS, DELETE, OR DEFEAT ANY EMISION CONTROL SYSTEMS\***


**\*If installation assistnace is needed, Ag Diesel Solutions is not responsible for any cost associated  
with third party installation.**

1) Locate the ECM on the driver side of the engine.




2) Unplug the stock ECM harness by rotating the locking lever to release. The correct connector is located on the bottom of the ECM. Remove the harness from the ECM. **Note: if the ECM is mounted on the side of the engine, the correct connector is located at the top of the ECM. If the ECM is located in a sealed box by the cab, the correct plug is located at the bottom of the ECM.**

**Top ECM Plug**



**Rotating CAM Lock**



**Bottom ECM Plug**

**3)** Plug the male connector from the Ag Diesel Solutions module into the ECM.


**Note:** The locking lever on the module will slide in to lock the connector in place. The orientation is the same as the stock connector.



**4)** Plug the stock male connector located on the engine harness into the female connector on the module harness. Gently push the connectors together while you rotate the locking lever to latch the connectors together.



**5)** Route the red power wire to the alternator, +12 volt constant source. The alternator is located on the passenger side of engine. The wiring can route over the top of the engine. On some tractors, the power wire can be attached to a power block that provides a constant +12 volt source.



**6)** Connect the black ground wire to a good clean ground. the air conditioner compressor mounting bolt can be used.



7) Mount the module with the connector on the bottom side, as to reduce the chance of moisture from getting into the module harness. Keep away from excessive heat and moving parts. **Note: Zip tie onto the factory computer wire harness works well. Mounting the module as shown will help prevent moisture from collecting into the module connector**



# THIS IS A HIGH PERFORMANCE PRODUCT. USE AT YOUR OWN RISK.

Do not use this product until you have carefully read the following agreement. This sets forth the terms and conditions for the use of this product. The installation of this product indicates that the BUYER has read and understands this agreement and accepts its terms and conditions

## DISCLAIMER OF WARRANTY AND LIMITATION OF LIABILITY

PSI Power, Inc and its successors, distributors, jobbers, and dealers (hereafter "SELLER") shall in no way be responsible for the product's proper use and service. It is the installer's responsibility to check for proper installation and if in doubt, contact the manufacturer. The SELLER assumes no liability regarding the improper installation or misapplication of its products. BUYER ACKNOWLEDGES IT HAS HAD THE OPPORTUNITY TO FULLY INSPECT THE PRODUCT. ACCORDINGLY, BUYER ACKNOWLEDGES THAT THE PRODUCT IS BEING SOLD IN "AS IS/WHERE IS" CONDITION AND WITH ALL FAULTS. EXCEPT AS OTHERWISE PROVIDED HEREIN, THERE ARE NO EXPRESS WARRANTIES WITH RESPECT TO THE GOODS, AND ALL IMPLIED WARRANTIES, INCLUDING BUT NOT LIMITED TO, IMPLIED WARRANTIES OF FITNESS FOR A PARTICULAR PURPOSE AND MERCHANTABILITY ARE LIKewise HEREBY EXPRESSLY AND FULLY DISCLAIMED. SELLER SHALL NOT BE HELD LIABLE FOR SPECIAL, INDIRECT, INCIDENTAL OR CONSEQUENTIAL DAMAGES OF ANY NATURE WITH RESPECT TO THE PRODUCTS (INCLUDING, WITHOUT LIMITATION, LOST PROFITS, LOST SALES, LOSS OF PRODUCTION, PROPERTY DAMAGE, PERSONAL INJURY OR LOSS OR DAMAGE RESULTING FROM INTERRUPTION OR FAILURE IN OPERATION OF THE PRODUCTS) AND BUYER HEREBY EXPRESSLY WAIVES AND DISCLAIMS ALL SUCH LIABILITY CLAIMS. THE BUYER ACKNOWLEDGES AND AGREES THAT THE DISCLAIMER OF LIABILITY CONTAINED HEREIN IS A MATERIAL TERM OF THE SALE OF THE PRODUCT AND, TO THE FULLEST EXTENT PERMITTED BY LAW, BUYER SHALL DEFEND, INDEMNIFY AND HOLD SELLER HARMLESS FROM ANY AND ALL CLAIMS, DEMANDS, CAUSES OF ACTION, CONTROVERSIES, LIABILITIES, FINES, LOSSES, COSTS AND EXPENSES (INCLUDING, BUT NOT LIMITED TO ATTORNEYS' FEES, EXPERT WITNESS EXPENSES AND LITIGATION EXPENSES) ARISING FROM OR RELATED TO SELLER'S PRODUCTS.

## LIMITED 3 YEAR WARRANTY

PSI Power, INC. (hereafter "SELLER") warrants that the product supplied shall conform to SELLER's specifications and shall be free from defects in design, material or workmanship for 3 years to the original BUYER. This warranty shall not be extended, transferred, assigned or varied except by a written instrument signed by SELLER and BUYER. Products that have been returned to SELLER during the warranty period and accompanied by a dated proof of purchase receipt, with shipping and handling paid by the BUYER, and found to be defective in design, material, or workmanship, in SELLER's sole discretion, may be repaired or replaced at SELLER's option and cost. All warranty claims hereunder are subject to approval by SELLER upon examination of the product. If the product is found not to be defective by SELLER, the product may be returned to BUYER at BUYERS cost. Under no circumstances shall the SELLER be liable for any labor charged or travel time incurred in diagnosis for defects, removal, or reinstallation of this product or any other expenses. This warranty is void on any products that show evidence of misapplication, negligence, improper installation, abuse, lack of proper maintenance or alteration from its original design.

IN THE EVENT THAT THE BUYER DOES NOT AGREE WITH THIS AGREEMENT, THE BUYER MAY PROMPTLY RETURN THIS PRODUCT, IN A NEW AND UNUSED CONDITION, IN THE ORIGINAL PACKAGING, WITH A DATED PROOF OF PURCHASE, TO THE PLACE OF PURCHASE WITHIN (30) DAYS FROM THE DATE OF PURCHASE FOR A FULL REFUND. THE INSTALLATION OF THIS PRODUCT INDICATES THAT THE BUYER HAS READ AND UNDERSTANDS THIS AGREEMENT AND ACCEPTS ITS TERMS AND CONDITIONS

Effective 11/1/2022



- UP TO 30% HORSEPOWER INCREASE
- UP TO 10%–20% IN FUEL SAVINGS
- DOES NOT FLASH THE FACTORY ECM
- FIELD TESTED & DYNO PROVEN
- PLUG & PLAY INSTALLATION

Performance Electronics for Agriculture, Forestry, Construction, Pick-Up Trucks, Medium Duty Trucks, RVs, Heavy Duty Semis , and more!



LEARN MORE: [AGDIESELSOLUTIONS.COM](http://AGDIESELSOLUTIONS.COM)

